

## SLING SELECTION GUIDE

### STEP 1: TYPE OF HOIST & SLING

Are you using a hoist or standaid to lift the user?

For Hoists:


Do you require a sling for transfer purposes and/or toileting?

For Standaids:

Choose between normal standing sling, or if you're using a standaid sling for user transfer, you may want to consider the transport sling

### STEP 2: TYPE OF FIXING

Identify the type of fixings your hoist or standaid has. These fall into two types: loop or clip fixing. Make sure you select a sling with the correct fixing.




**LOOP FIXING**




**CLIP FIXING**

### STEP 3: TYPE OF MATERIAL




#### **POLYESTER**

Standard fabric used for all toileting and stand aid slings



#### **MESH**

Standard grade fabric that is ideal for bathing and showering



#### **IN-SITU**

Superior soft breathable fabric for enhanced comfort, supports an upright position, prevents the user sliding down and can be used in-situ.

### STEP 4: SLING SIZE

Select the sling size required. For a measuring guide, check product information online or contact us.

- **If none of the standard sizes are suitable please contact us for a bespoke made-to-order sling**
- **Embroidered label identifying safe working load and serial no**
- **High temperature compatible with launderable labels (85°C)**
- **LOLER service labels to quickly identify the current service status of each sling**
- **220kg weight capacity**
- **Flame retardant fabric**
- **1 year warranty**